



## Installation Instruction For:

# Type 1 & 2 Lightning and Surge Arrester, 15kA, SP&N

### Technical Data



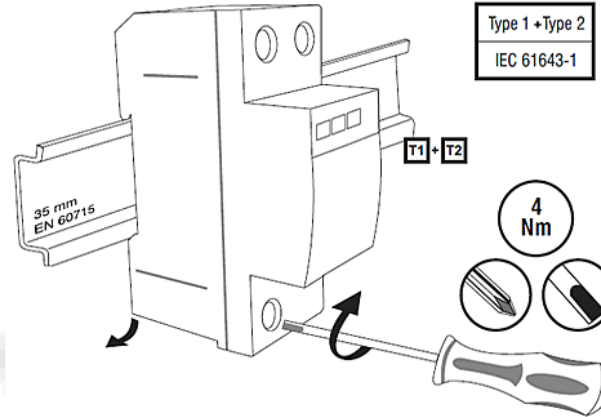
25,000 (25Ka) Per Pole  
Arrester Level 1 & 2



15,000 (15Ka) Per Pole  
Arrester Level 3 & 4



12,500 (12,5Ka) Per Pole  
Arrester Level 3 & 4



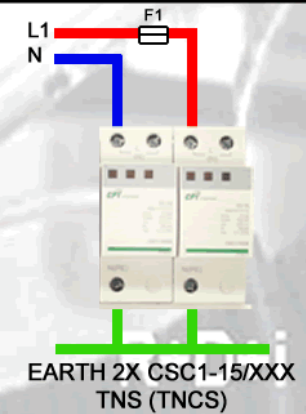

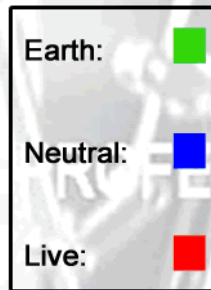
Type 1 + Type 2  
IEC 61643-1

### Serie CSC1-15

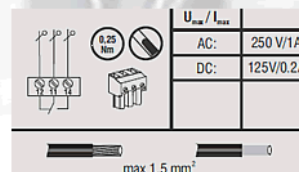
Model	CSC1-15/120	CSC1-15/230	CSC1-15/320	CSC1-15/440	CSC1-30N
limp	15 kA				30 kA
I <sub>max</sub>	100 kA				
U <sub>c</sub> (50/60 Hz)	150 V	275 V	320 V	440 V	275 V
I <sub>max</sub> (max.)	125 A gL			80 A gL	—
Range °C	-40 °C ... +80 °C				
IP code	20				

min. □ L,N,PE	6 mm <sup>2</sup>	
max. □ L,N,PE	25 mm <sup>2</sup>	35 mm <sup>2</sup>

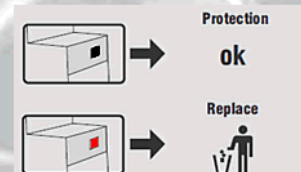
### Connection



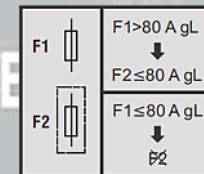
### Remote Monitoring



### Fault Indicator



77738712 SP&N



77738712 SP&N

